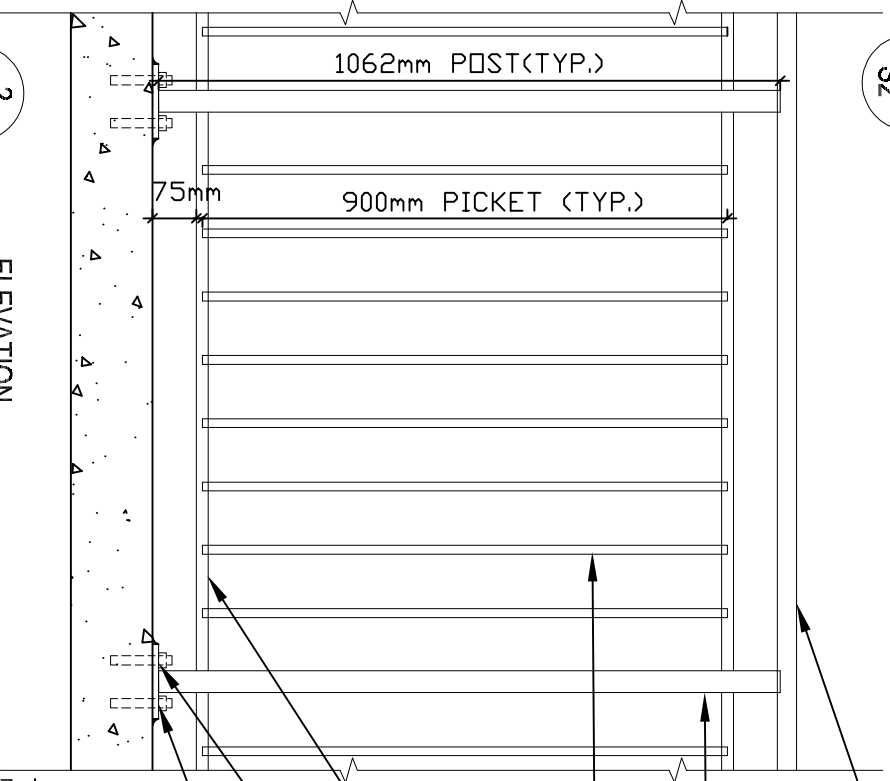
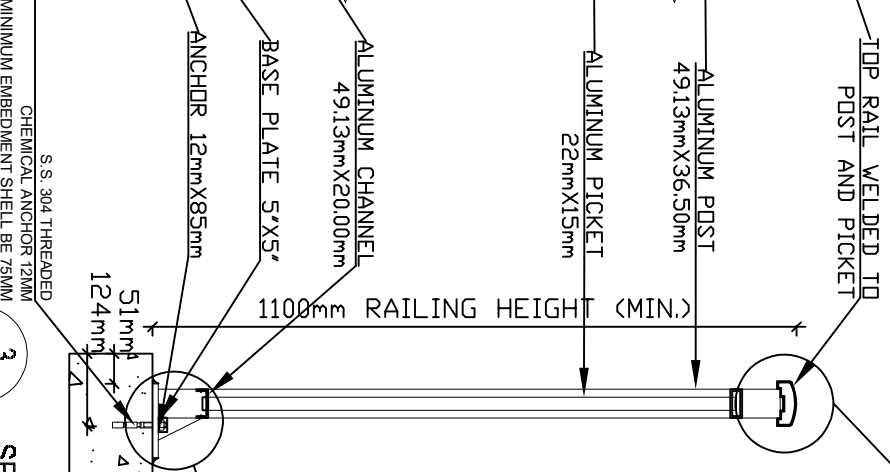


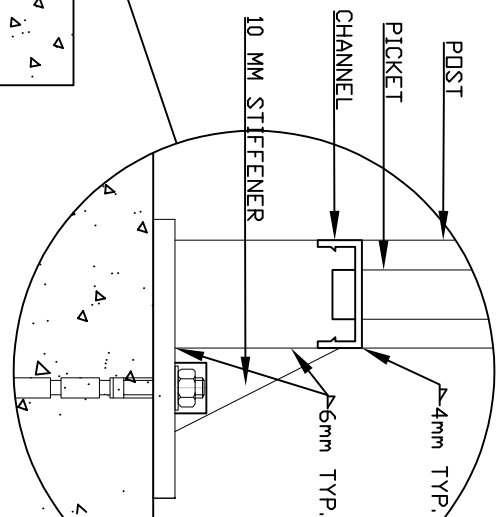
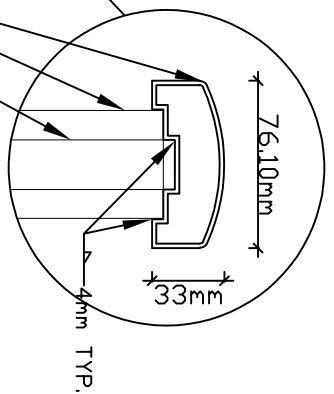
1 TOP VIEW
S2



2 ELEVATION
S2



3 SECTION
S2



127 MM X 127 MM ALUMINUM BASEPLATE

TOP RAIL WELDED TO POST AND PICKET

ALUMINUM POST
49.13mm X 36.50mm

ALUMINUM PICKET
22mm X 15mm

ALUMINUM CHANNEL
49.13mm X 20.00mm

BASE PLATE 5" X 5"

ANCHOR 12mm X 85mm

S.S. 304 THREADED
CHEMICAL ANCHOR 12MM
MINIMUM EMBEDMENT SHELL BE 75MM

1100mm RAILING HEIGHT (MIN.)

TOP RAIL

POST

PICKET

POST

PICKET

CHANNEL

10 MM STIFFENER

4mm TYP.

6mm TYP.



FIRM:

LINK ALUMINUM RAILING
589 MIDDLEFIELD RD.#15
SCARBOROUGH, ON.
linkaluminumrailing@gmail.com
(647)457-5033

NO.	REVISION / ISSUE	DATE
1		
2		
3		

GENERAL NOTES:

DRAWING NAME:
THREE QUARTER PICKET
RAILING

DRAWING NO:	PROJECT NO:	SHEET NO:
2.2		S6
DATE: 14/08/2018	SCALE: N.T.S.	